

OVER 50 YEARS OF SERVICE TO THE INDUSTRY

Broce Broom

THE  LEADER
350 Series



Visit our web site at
www.brocebroom.com

CALL TOLL FREE

866-579-2488 - Sales
877-227-8811 - Parts & Service



CR-350



RJ-350



RCT-350



KR-350

**ASK YOUR
NEAREST BROCE
DEALER FOR A
DEMONSTRATION
TODAY!**


OPTIONAL CURB SWEEPER



EASY TO OPERATE WITH CONTROLS AT OPERATOR'S STATION

The Broce Curb Sweeper is a special option available on all 4-wheel model Broce Brooms. This attachment has been designed to help clean in places that are tough to reach and are outside the sweeping radius of the main broom core.

The Broce Curb Sweeper features a 27" diameter brush, heavy-duty construction, a reversible hydraulic motor and hydraulically operated float and down pressure for heavy sweeping.



WATER SPRAY SYSTEMS DUST CONTROL WHEN YOU NEED IT



KEEP THE DUST TO A MINIMUM FOR CONVENIENCE AND SAFETY

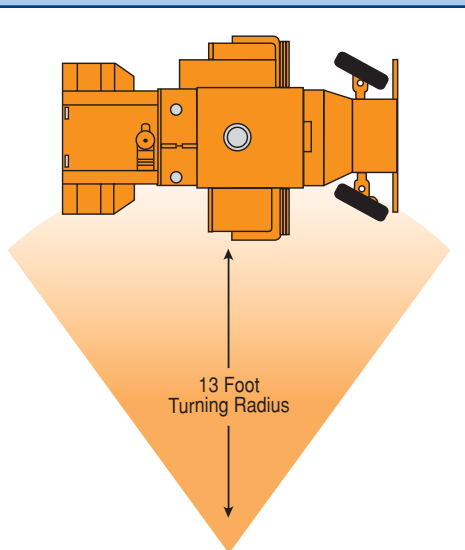
Our 150 gallon rust proof water spray system consists of a low profile polyethylene tank, 2.1 gpm electric pump, strainer filter and 8 spray nozzles to control excessive dust with the push of a button. This system also includes a back flow valve to prevent tank drainage when not in use.

EXCLUSIVE

Joystick broom control with easy access from operator's station.



OPTIONAL Suspension seat.



With our compact wheel base, the Broce Broom offers better maneuverability for working in tight places.



ENGINE OPTIONS & EASE OF MAINTENANCE

The enclosed engine cover is standard equipment on all Broce Brooms. With John Deere, Cummins, Caterpillar and Kubota diesel engines to choose from, we can meet your power unit requirements.



STANDARD

Front Disc Brakes



HYDROSTATIC DRIVE WITH 2 SPEED GEAR BOX

All Broce Brooms are supplied with our unique hydrostatic drive train with a hot oil shuttle built into the drive motor for continuous oil flow back to the cooler.



DIRECT DRIVE CORE MOTOR

Broce uses a Danfoss HD High Torque Motor with two roller bearings designed for high side loads. Now a full 8 ft. brush.




DEFROSTER PLENUM

Plenum utilizes the fan and the warm air from the heater and has three vents to direct the warm air onto the windshield.



USE THE BLADE FOR CLEANING BEHIND YOUR MILLING MACHINE OR CHIP AND SEAL JOBS

The blade will hydraulically lift vertically for clearance and angle right to left with a control located at operator's station. A quick coupling allows the blade to be removed when not in use. The replaceable cutting edge will give hours of continued use.



OPTIONAL 7 1/2 FOOT SCRAPER BLADE

When heavy material buildup is a problem, the Broce Scraper Blade is a must!

BROCE BROOM HYDROSTATIC DRIVE SPECIFICATIONS

Standard Equipment Specs

- Certified Roll Over Structure and Canopy complies with ISO3471
- Main Frame - All Welded 6" Channel
- Heavy Structural Steel with Gussets at Stress Points
- 6" Rectangular Tubing - Front and Rear Bumpers
- Front Fenders are Standard Equipment on Some Configurations
- Weight (standard unit) - 5,000 lbs.
- Overall Length - 172 inches
- Overall Width for Transport - 98 inches
- Overall Height - 102 inches
- Inside Turning Radius - 13 feet
- Brakes - Equipped with Dual Master Cylinder, Four Wheel Hydraulic Self Adjusting on Rear and Disc on Front, and Mechanical Parking Brake
- Brush Core - 8' all Steel Welded Construction
- Brush Filler - 10" x 32" Wafers - Prostran
- Sweeping Width - 96"
- Brush Drive - Direct Drive Motor enclosed in Core, 192 RPM under load
- Core Cover - 140 degrees 14 Gauge Steel with Rock Deflector
- Swing Frame - Mounted on 10 Heavy Duty Sealed Ball Bearings
- Sweeping Angle - 45 degrees Left or Right
- Broom Controls - Single Lever Joystick Control Valve w/Adjustable Down Pressure and Float Position
- Hydraulic Tank Capacity - 27 US Gallons w/100 Mesh Suction Strainer
- Operating Pressure - 3,000 PSI
- Pump Capacity - 26 GPM at 2400 RPM
- Filter - Two 10 Micron Replaceable Element (suction and return)
- Fuel Capacity - 27 US Gallons
- Front Axle - Heavy Duty Oscillating w/Disc Brakes
- Rear Axle - Dana Heavy Duty Truck Type w/Drum Brakes
- Wheels - 6 x 16 - 6 Bolt on 5 1/2 Centers
- Tires - LT225X75X 16 Load Range E
- Steering - Orbital Type Power Steering
- Padded Seat with Arm Rest and Seat Belts Complies with ISO 6683
- Cross-Link Electrical Wiring Complies with SAE J-1128
- Instruments and Controls - Water Temperature, Oil Pressure, Volt Meter, Tachometer, Hour Meter, Fuel Gauge, Reverse Alarm, Rear View Mirror, Controls for Broom Drive, Core Angling, Core Height, Electric Core Lock, Engine Throttle, Brakes, Directional Control, Parking Brake with Engaging Light, Traffic Horn
- Transmission - Hydrostatic Pump and Motor coupled to a 2-Speed Gearbox with Neutral Shift for Towing. Low Gear 13 MPH, High Gear 34 MPH
- Air Cleaner - Donaldson Dual Element Type with Precleaner
- Engine Options: Model
RCT-350 Cummins Tier 4 Final Coming in 2015
RJ-350 4.5 Turbocharged John Deere Diesel, 4 Cylinder, 74 HP @2400
CR-350 4.4 Turbocharged Caterpillar Diesel, 4 Cylinder, 82 HP @2200
KR-350 3.62 Turbocharged Kubota Diesel, 4 Cylinder, 74 HP @2400

In an effort to improve the product, Broce Mfg. reserves the right to change without prior notice or obligation any specifications and/or features.

Optional Equipment

- 150 Gallon Water Sprinkling System w/Poly Tank
- Tilt & Telescoping Steering
- 7 1/2 Ft. Scraper Blade
- Canopy Windshield
- Light Group - Turn Signals, Warning Lights, Halogen Headlights and Taillights
- Work Lights - Side or Rear
- Amber Beacon or Strobe Light
- Turbo II Precleaner or Sy-Klone
- Extension Air Cleaner Stack
- Spare Tire with Mount
- Enclosed Cab with Safety Glass and Wiper
- Cab Heater and Defroster Plenum
- Pressurized Air Conditioning
- Rear Windshield Wiper
- Windshield Washer - Front or Rear
- Hydraulic Temperature Gauge
- Tow Hitch with Safety Chains - Surge Brake Available
- Suspension Seat
- Audible Engine Alarm System
- 96" Poly Tube Broom
- Hydrostatic Hand Control
- Heavy Duty Rear Axle
- Curb and Gutter Brush
- Safety Engine Shut Down System
- Block Heater
- AM/FM Stereo Package
- Vari-Speed Brush
- Down Pressure Limit Valve
- 41 Gallon Fuel Tank
- Hanging Rock Gaurd

Servicing Dealer

Visit our web site at
www.brocebroom.com

The logo for Broce Broom features the brand name in a stylized, cursive font. The letters are white with a blue outline, and they are set against a background of several overlapping, light blue circles that resemble a broom's bristles or a decorative pattern.

Broce Manufacturing Co. • 205 E. Main • Norman, OK 73069-1304
CALL TOLL FREE - Sales: 866-579-2488 • Parts & Service: 877-227-8811